
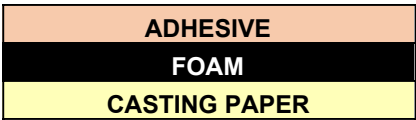
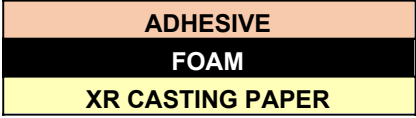
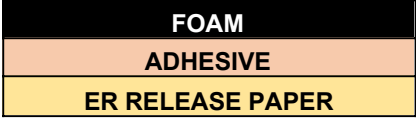

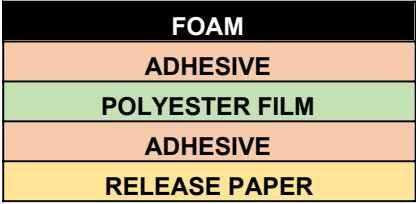
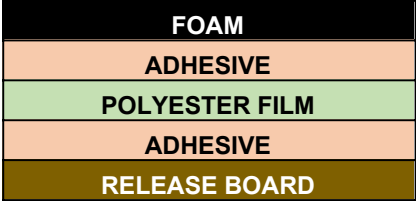


Desc.	Foams for Die Cutting	Explanation of Products
V#00	Foam/Casting Paper (No Adhesive) 	Can add adhesive packages. Usually use thick foams for die cut stuffer parts.
V#10	Adhesive/Foam/Casting Paper 	Reverse Wrap - Yield loss of paper removal. DEMO Sometimes used for very small die cut jobs. <b>Gaska Tape does not recommend for die cutting.</b>
V#10 XR	Adhesive/Foam/XR Paper 	.188" Thick foam and under. Add XR, extra silicone applied to the foam side of casting paper. Then material can be reverse wrapped for die cutting without sticking.
V#13 ER	Foam/Adhesive/Release Paper 	Over .188" thick foam. Removal of original casting paper, adding a release paper to adhesive side. Better yield. <b>Ready for die cutting.</b>
V#17	Foam/Adhesive/Release Board 	Removal of original casting paper, adding a 12pt. release board to adhesive side. Better yield. <b>(Recommended for kiss cut applications.)</b>
V#14ER	Foam/Adhesive/Polyester Film/Adhesive/Release Paper 	Removal of original casting paper, adding 1 mil polyester film, adhesive and release paper to the adhesive side. Creates a stronger bond and tearing of die cut parts. <b>Ready for die cutting.</b>
V#18	Foam/Adhesive/Polyester Film/Adhesive/Release Board 	Removal of original casting paper, adding 1 mil polyester film, adhesive and release board to the adhesive side. Prevents tearing. <b>(Recommended for kiss cut applications.)</b>

\* All Products for die cutting have a maximum of 5% loss.

\* Gaska Tape has other liners available upon request.